


## Sierra

52 Inch Tall Round Pools

### Parts List



# Sierra Parts List (Round)

			16' x 52"	18' x 52"	21' x 52"	24' x 52"	27' x 52"	30' x 52"
ITEM	DESCRIPTION	PART NO.	QTY.	QTY.	QTY.	QTY.	QTY.	QTY.
	STEEL PACK CARTON	5-9916-604	1	—	—	—	—	—
	STEEL PACK CARTON	5-9918-604	—	1	—	—	—	—
	STEEL PACK CARTON	5-9921-604	—	—	1	—	—	—
	STEEL PACK CARTON	5-9924-604	—	—	—	1	—	—
	STEEL PACK CARTON	5-9927-604	—	—	—	—	1	—
	STEEL PACK CARTON	5-9930-604	—	—	—	—	—	1
1.	Stabilizer Rail (Large)	583-1011	8	9	—	—	—	—
	Stabilizer Rail (Large)	583-1005	—	—	10	11	12	14
2.	Stabilizer Rail (Small)	583-1004	—	—	10	11	12	14
	Stabilizer Rail (Small)	583-1012	8	9	—	—	—	—
3.	Bottom Connector	580-1343	11	13	15	16	19	21
4.	Vertical End Cap	580-1907	11	13	15	16	19	21
5.	Top Connector	340-2441	11	13	15	16	19	21
*6.	Coping	545-1001	26	31	35	40	45	47
7.	Bottom Rail	589-1220	11	—	—	—	—	—
	Bottom Rail	589-1221	—	13	—	—	—	—
	Bottom Rail	589-1145	—	—	15	—	—	—
	Bottom Rail	589-1222	—	—	—	16	—	—
	Bottom Rail	589-1147	—	—	—	—	19	—
	Bottom Rail	589-1223	—	—	—	—	—	21
8.	Assembly/Installation Instructions	573-3214	1	1	1	1	1	1
9.	Warranty Card	—	1	1	1	1	1	1
10.	—	—	—	—	—	—	—	—
11.	Pool Parts List	573-3306	1	1	1	1	1	1
12.	Book - "Safety First"	573-3169	1	1	1	1	1	1
13.	—	—	—	—	—	—	—	—
14.	—	—	—	—	—	—	—	—
15.	—	—	—	—	—	—	—	—
16.	—	—	—	—	—	—	—	—
**17.	#10 x 3/8" Screw	510-1000	77	91	105	112	133	154
**18.	1/4-20 x 1/2" Screw	330-1072	22	26	30	32	38	42
**19.	1/4-20 Kep Nut	432-1000	22	26	30	32	38	42
**20.	#10 x 1/2" Screw	330-1127	11	13	15	16	19	21
21.	5/16" Magnetic Socket	317-1016	1	1	1	1	1	1
22.	Vertical Tab	580-1460	11	13	15	16	19	21
**23.	10-24 x 3/4" Screw	330-1088	11	13	15	16	19	21
**24.	10-24 Kep Nut	321-1070	11	13	15	16	19	21
	TOP RAIL PACK	5-9811-604	1	—	—	—	—	—
	TOP RAIL PACK	5-9831-604	—	1	—	—	—	—
	TOP RAIL PACK	5-9815-604	—	—	1	—	—	—
25.	Top Rail	587-1527	11	—	—	—	—	—
	Top Rail	587-1528	—	13	—	—	—	—
	Top Rail	587-1549	—	—	15	—	—	—
	TOP RAIL PACK	5-9861-604	—	—	—	1	—	—
	TOP RAIL PACK	5-9819-604	—	—	—	—	1	—
	TOP RAIL PACK	5-9821-604	—	—	—	—	—	1
26.	Top Rail	587-1529	—	—	—	16	—	—
	Top Rail	587-1528	—	—	—	—	—	—
	Top Rail	587-1549	—	—	—	—	19	21
	VERTICAL PACK	5-9711-604	1	—	—	—	—	—
	VERTICAL PACK	5-9713-604	—	1	—	—	—	—
	VERTICAL PACK	5-9715-604	—	—	1	—	—	—
	VERTICAL PACK	5-9716-604	—	—	—	1	—	—
	VERTICAL PACK	5-9719-604	—	—	—	—	1	—
	VERTICAL PACK	5-9721-604	—	—	—	—	—	1
27.	Vertical	341-1351	11	13	15	16	19	21
	VINYL LINER CARTON							
***28.	Liner 16' x 52"	1-_____	1	—	—	—	—	—
	Liner 18' x 52"	1-_____	—	1	—	—	—	—
	Liner 21' x 52"	1-_____	—	—	1	—	—	—
	Liner 24' x 52"	1-_____	—	—	—	1	—	—
	Liner 27' x 52"	1-_____	—	—	—	—	1	—
	Liner 30' x 52"	1-_____	—	—	—	—	—	1
29.	Chlorine/Winterizing Instructions	1-_____	—	—	—	—	—	—
30.	Liner Installation Instruction	573-2421	1	1	1	1	1	1
31.	Warranty Card - Liner	573-3043	1	1	1	1	1	1
32.	Repair Patch	—	1	1	1	1	1	1
		564-1000	1	1	1	1	1	1

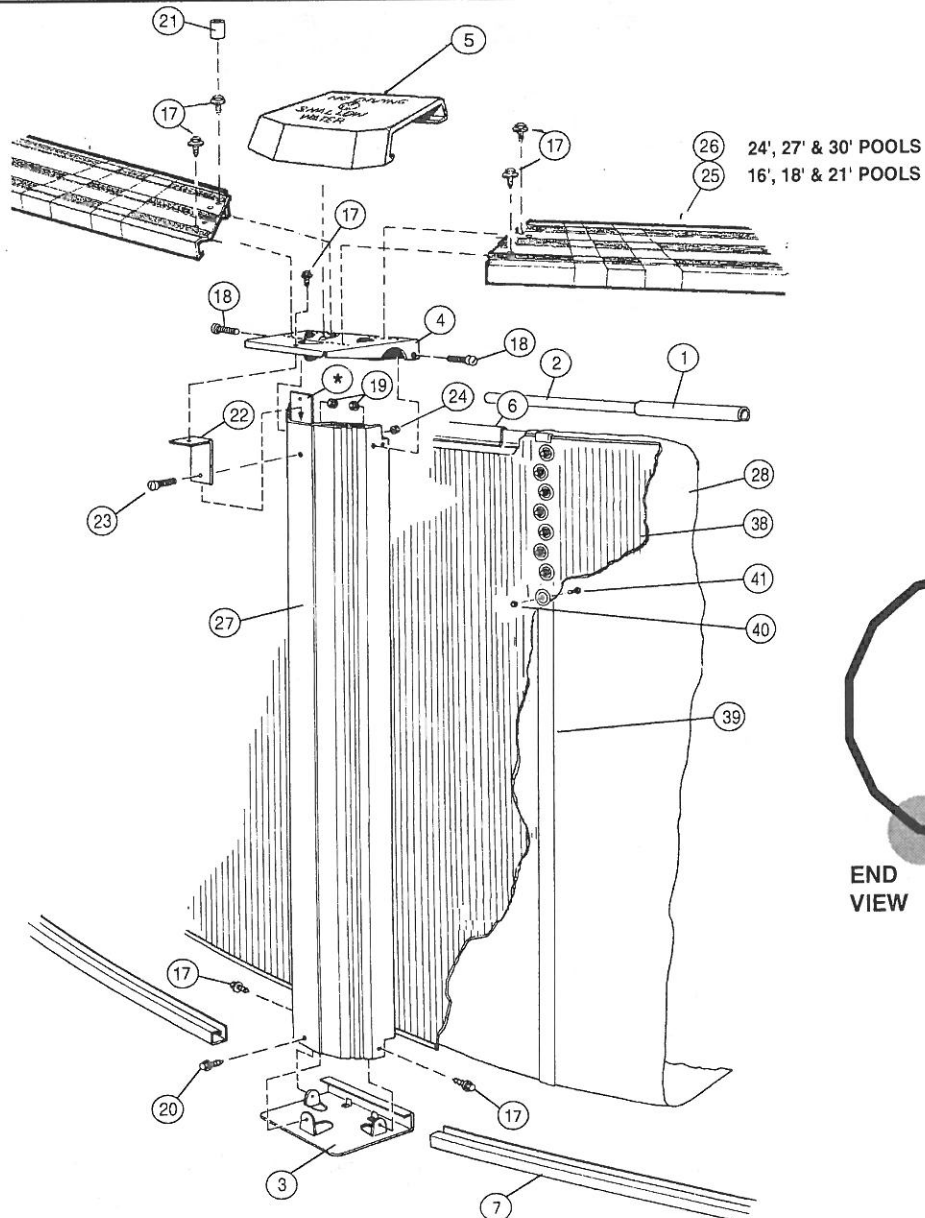
\*\* Screws, nuts and washers available at your local hardware store.

\*\*\* Write the number of your liner in the spaces provided here and above. # \_\_\_\_\_

\*\*\*\* Used only for pools with deep swimming areas.

# Sierra Parts List (Round)

			16' x 52"	18' x 52"	21' x 52"	24' x 52"	27' x 52"	30' x 52"
ITEM	DESCRIPTION	PART NO.	QTY.	QTY.	QTY.	QTY.	QTY.	QTY.
33.	Warning Decal	560-1041	3	3	3	3	3	3
34.	Decal - Shallow 3-3/4 ft.	560-1056	3	3	3	3	3	3
35.	"Safety First" Book	573-3169	1	1	1	1	1	1
*****36.	"Deeper Area" Decal	560-1042	2	2	2	2	2	2
37.	Shallow Decal Insert Sheet	369-1216	1	1	1	1	1	1
<b>SIDEWALL CARTON</b>								
38.	Sierra Wall	5-0406-016	1	—	—	—	—	—
	Sierra Wall	5-0406-018	—	1	—	—	—	—
	Sierra Wall	5-0406-021	—	—	1	—	—	—
	Sierra Wall	5-0406-024	—	—	—	1	—	—
	Sierra Wall	5-0406-027	—	—	—	—	1	—
	Sierra Wall	5-0406-030	—	—	—	—	—	1
	Sierra Wall	5-0406-130	—	—	—	—	—	1
39.	Wall Protective Strip	535-1442	1	1	1	1	1	2
**40.	1/4" - 20 Hex Nut	321-1029	26	26	26	26	26	52
**41.	1/4" - 20 x 1/2" Screw	330-1280	26	26	26	26	26	52
42.	Warning Sign	560-1055	1	1	1	1	1	2
43.	"Safety First"-Book	573-3169	1	1	1	1	1	2
44.	Cover Plate (Lg.) not shown	580-2215	—	—	—	—	—	2
45.	Cover Plate (Sm.) not shown	580-2216	—	—	—	—	—	2




\* Fencing strips required and supplied with optional fencing only.



**Important!** Above-ground pools are designed for swimming and wading only. **Do not Dive or Jump!** Misuse of your pool may result in crippling injury and/or other dangers to life and health. Do not use slides, diving boards, or any other platform or object which can be used for improper pool entry. Use only an above-ground swimming pool ladder or entry system to enter or exit your pool. **Never attempt to swim or reach behind ladders or any other pool entry system.** It is the pool owner's responsibility to secure the pool against unauthorized, unsupervised or unintentional entry. It is also the pool owner's responsibility to warn all pool users of the hazards of diving into shallow water: paralyzing injury may result. Always obey all safety rules. Remember, pool safety is everybody's responsibility.

**Safety decals and caution information provided with your pool have been endorsed by the U.S. Consumer Product Safety Commission. It is mandatory that the pool owner and installer follow the installation and use directions for all provided safety signs and decals. Juveniles must be supervised at all times by a responsible adult as directed by the USCPSC.**

**Change of Design:** Embassy PoolCo expressly reserves the right to change or modify the design and construction of any product in due course of their manufacturing procedures, without incurring any obligation to furnish or install such changes or modifications on products previously or subsequently sold.



**Embassy PoolCo**  
**315 N. Sebastian St. • West Helena, AR 72390**